





Club Health Assessment for District 3 SW through November 2025

			Status	Membership						Reports				Finance		LCIF
Club Number	Club Name	Charter Date	Times in Status Quo in Past 2 Years	Current Member Count **	YTD Members Added	YTD Members Dropped	YTD Net Growth% ***	Member Count 1 Year Ago	Dropped Members Avg.Length of Service	Months Since Membership Update	Current Officers Reported ****	Current President Repeated Term	VP Reported *****	Last Date Reported Service (mm/yyyy)	Account Balance	YTD Donations
Clubs more than two years old																
1698	ADA	05/08/1919	Active	46	2	4	-4.17%	49	6	0	Y	2	N	11/2025		
	Exc Award (06/30/2016, 06/30/2018, 06/30/2023)															
1740	ALTUS	04/15/1941	Active	21	7	1	40.00%	14	1	1	Y	2	N	01/2025	90+ Days	\$950.00
	Exc Award (06/30/2017)															
1742	ANADARKO	03/01/1949	Active	40	13	0	48.15%	27		0	N		N	10/2025		\$2,325.00
1743	ARDMORE	03/12/1917	Active	27	0	2	-6.90%	29	3	2	Y	2	N	11/2019		
	Exc Award (06/30/2016)															
1700	ATOKA	03/13/1940	Active	19	0	0	0.00%	28		4	Y	2		06/2019		
	Exc Award (06/30/2016, 06/30/2019)															
67211	BINGER	02/05/2003	Status Quo(2)	9	0	0	0.00%	9		104	N	None		11/2016	90+ Days	
1747	CACHE	11/20/1958	Active	11	0	1	-8.33%	12	29	1	Y	25	N	11/2025		
1748	CANUTE	08/10/1961	Active	33	1	0	3.13%	35		4	Y	6	R	04/2018	90+ Days	
1853	CHICKASHA	07/28/1917	Active	31	2	2	0.00%	29	2	1	Y		N	02/2024	90+ Days	
1750	CLINTON	04/07/1947	Active	18	0	3	-14.29%	20	12	4	N	None		06/2015		
66624	CORDELL	09/19/2002	Active	8	0	0	0.00%	11		10	N		IP	04/2019		
1756	DUNCAN	07/07/1949	Active	20	0	1	-4.76%	22	20	0	N		N	06/2020		
1708	DURANT	01/02/1920	Active	28	5	6	-3.45%	27	3	0	Y		N	08/2024		
1856	EDMOND	03/26/1963	Active	15	0	2	-11.76%	18	4	4	Y	2	N	11/2024		
	Exc Award (06/30/2018)															
1857	EL RENO	08/16/1917	Active	13	0	2	-13.33%	16	3	3	Y		N	11/2017		
49248	EL RENO CANADIAN VALLEY	02/27/1989	Active	19	1	4	-13.64%	20	9	2	Y	4	N			
1759	ELK CITY	05/25/1948	Active	12	0	0	0.00%	14		7	Y	5		05/2018		
1763	FREDERICK	03/04/1920	Active	20	0	0	0.00%	22		4	Y		N	08/2023		
1765	GRANITE	05/21/1948	Active	21	3	3	0.00%	20	3	1	Y	2	N	04/2024		
1858	HARRAH	09/19/1962	Active	16	0	0	0.00%	19		3	Y	2	R	11/2021		
1767	HEALDTON	04/29/1926	Active	11	0	1	-8.33%	12	7	3	N	6	N	07/2018		
52445	HINTON	01/27/1992	Active	16	7	1	60.00%	10	7	1	Y		N	07/2022		
1768	HOBART	05/26/1949	Active	21	3	2	5.00%	22	8	1	Y		N	06/2025		




Club Health Assessment for District 3 SW through November 2025

			Status	Membership						Reports				Finance	LCIF			
Club Number	Club Name	Charter Date	Times in Status Quo in Past 2 Years	Current Member Count **	YTD Members Added	YTD Members Dropped	YTD Net Growth% ***	Member Count 1 Year Ago	Dropped Members Avg.Length of Service	Months Since Membership Update	Current Officers Reported ****	Current President Repeated Term	VP Reported *****	Last Date Reported Service (mm/yyyy)	Account Balance	YTD Donations		
1772	LAWTON NOON	02/27/1941	Active	28	1	0	3.70%	22		0	Y	2	R	10/2025	90+ Days	\$330.00		
Exc Award (06/30/2017)																		
105627	LAWTON PATRIOTS	06/01/2009	Cancelled(6*)	0	0	0	0.00%	7		5	N	None		01/2020				
1776	MANGUM	10/30/1958	Cancelled(6*)	0	0	0	0.00%	8		5	N	None		01/2020				
1777	MARLOW	01/14/1927	Active	37	1	0	2.78%	37		4	Y							
1863	MIDWEST CITY	01/29/1945	Active	8	0	0	0.00%	8		5	Y	7	R	10/2023				
1867	MUSTANG	11/02/1964	Active	32	9	0	39.13%	21		3	N	7		08/2019				
1870	NORMAN	01/16/1920	Active	37	1	1	0.00%	33	56	0	Y		N					
1871	NORMAN SOONER	04/09/1963	Active	6	0	0	0.00%	9		5	Y			08/2021				
1874	OKLA CITY CAPITOLHILL	12/31/1931	Active	11	0	1	-8.33%	13	3	0	Y	2		07/2025				
1877	OKLAHOMA CITY NORTHWEST	08/23/1961	Active	25	3	0	13.64%	24		1	Y		N	10/2025	90+ Days	\$383.32		
Exc Award (06/30/2016)																		
1880	OKLAHOMA CITY WEST SIDE	04/24/1951	Active	15	0	0	0.00%	15		5	Y		N	11/2025				
108808	PAULS VALLEY	06/25/2010	Active	5	0	0	0.00%	13		10	N			09/2021				
1882	POCASSET	06/01/1967	Active	29	0	3	-9.38%	30	14	0	Y		N	04/2018				
1883	PURCELL	04/22/1947	Active(1)	11	0	0	0.00%	11		13	Y	4	N					
1884	RUSH SPRINGS	05/13/1932	Active	16	0	0	0.00%	16		4	N	2						
1730	SEMINOLE	04/30/1935	Active	56	3	2	1.82%	54	7	1	Y		N	09/2025				
Exc Award (06/30/2018)																		
1885	SHAWNEE	12/21/1919	Active	26	0	0	0.00%	27		6	Y	2	N	11/2025	90+ Days		\$300.00	
Exc Award (06/30/2020)																		
1887	SURREY HILLS	04/26/1973	Active	15	0	0	0.00%	18		7	N			09/2018	\$60.00			
1888	THE VILLAGE	03/11/1953	Active	17	0	0	0.00%	17		16	N	None		03/2019				
1734	TISHOMINGO	03/07/1955	Active	19	0	0	0.00%	19		16	N	None		10/2020				
1890	UNION CITY	04/18/1958	Active	20	0	2	-9.09%	21	2	1	Y		N	04/2019				
1787	VELMA ALMA	10/14/1952	Status Quo(1)	12	0	0	0.00%	12		14	N	None		08/2022			90+ Days	
1892	WANETTE	04/27/1965	Status Quo(1)	9	0	0	0.00%	9		5	Y		IP	04/2025			90+ Days	
1789	WAURIKA	02/04/1946	Active	8	0	1	-11.11%	12	50	1	Y			02/2019				
1736	WEWOKA	06/24/1926	Active	21	2	0	10.53%	19		0	Y		N	10/2023				\$250.00



Club Health Assessment for District 3 SW through November 2025

				Status	Membership					Reports				Finance	LCIF	
Club Number	Club Name	Charter Date	Times in Status Quo in Past 2 Years	Current Member Count **	YTD Members Added	YTD Members Dropped	YTD Net Growth***	Member Count 1 Year Ago	Dropped Members Avg.Length of Service	Months Since Membership Update	Current Officers Reported ****	Current President Repeated Term	VP Reported *****	Last Date Reported Service (mm/yyyy)	Account Balance	YTD Donations

Clubs Cancelled Previous Fiscal Year – Clubs Cancelled within last 12 months may be reinstated

Club Number	Club Name	Charter Date	Current Status*	Cancellation Date
1723	KONAWA	09/23/1927	Cancelled(8*)	12/30/2024
30319	LAWTON N E	03/11/1975	Cancelled(6*)	08/29/2024
1860	LINDSAY	04/07/1947	Cancelled(8*)	12/30/2024
1775	LONE WOLF	01/09/1950	Cancelled(8*)	12/30/2024
1778	MARIETTA	11/06/1946	Cancelled(8*)	12/30/2024
123242	Newcastle Community	09/30/2014	Cancelled(8*)	12/30/2024

Current Total Clubs Count	YTD New Clubs Count	YTD Cancelled Clubs Count	YTD Net Club Gain	Current Total Members Count	YTD Add	YTD Drop	YTD Net Growth	YTD Net Growth %	Member Count 12 Months Ago	Average Member Count Per Club	% of Clubs with less than 20 members	% No Officer Report in 12 Months	% of Clubs with balance 90+ days	Number of Clubs in Status Quo	% Status Quo Clubs in Financial Suspension	Number of Cancelled Clubs	Average Cancelled Club Age	Members Lost Due to Cancellation	% of Clubs Cancelled for Non-Financial Reasons
46	0	2	-2	938	64	45	19	2.07%	960	20	54%	7%	22%	3	100%	2	235	0	-150%

* - P - Priority Club. Cancellation Reasons: 1-Objectives/conduct, 2-Non-active club, 5-Non-existing club, 6-Disbanding, 7-Merger, 8-Financial Suspension, 9-District/Multiple District Dues.

** Red denotes below 15 active members.

*** Red denotes 20% + loss.

**** Y - all 3 (President, Secretary, Treasurer) club officers reported, N - not all 3 reported.

***** Abbreviation: N-New, IP-Immediate Past, R-Repeat.